



JACKSONVILLE CITY

SCHOOL SYSTEM SNAPSHOT: 2021 EDITION*

123 College Street S.W. | Jacksonville, AL 36265 | (256) 782-5682


Superintendent

Mike Newell






Board Members

Ed Canady, Marita Watson, Jeffrey Gossett, Jennifer Sims

 **\$1,091,838**
Cost of One Month's
Operation/General Fund

 **2.88**
Number of Months
Reserve Balance

By the Numbers

	Schools ¹	2
	Students/ADM ²	1,576
	Free & Reduced Lunch.....	51%
	Community Eligibility Program.....	39%
	Number of Route Buses ³	15
	Buses 10 yrs. old or less.....	7%
	Students Bused.....	798
	Full-Time Employees.....	177
	Teachers.....	104
	Principals/ Assistant Principals.....	4
	Counselors.....	4
	Librarians.....	2
	Other Certified Employees.....	4
	Support Personnel.....	59

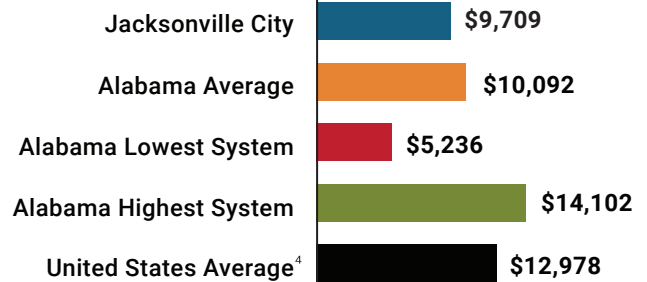
¹ Schools with enrollment, including Alternative and Career Technical Education

² Average Daily Membership

³ Data collected in FY19 and used for FY21 funding

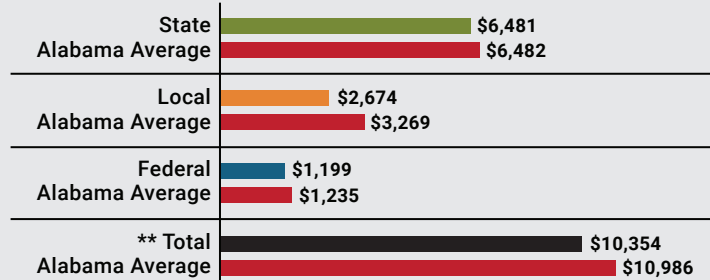
⁴ 2019-2020 NEA Rankings of the States

Total Per-Pupil Expenditures (PPE)



Per-Pupil Revenue Sources

Jacksonville City Revenue Sources



96
STATE
RANK

58
LOCAL
RANK

83
FEDERAL
RANK

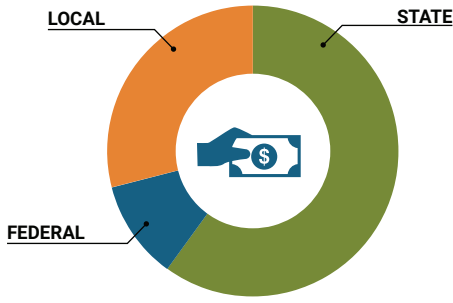
OVERALL SYSTEM RANK 98

** Total Revenue Among 137 School Systems

* THIS REPORT INCLUDES FISCAL YEAR 2019 DATA

School System Revenue

How was your school system funded?¹



\$10,214,674	STATE	60%
\$1,890,262	FEDERAL	11%
\$5,038,507	LOCAL	29%
<u>\$883,000</u>	Local 10-Mill Match	
\$4,155,507	AVAILABLE LOCAL REVENUE	

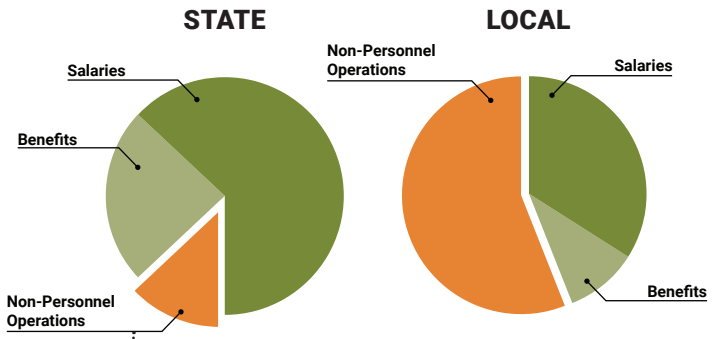
VALUE OF 1-MILL For Your School System



School System Spending

How did your school system spend state & local dollars?¹

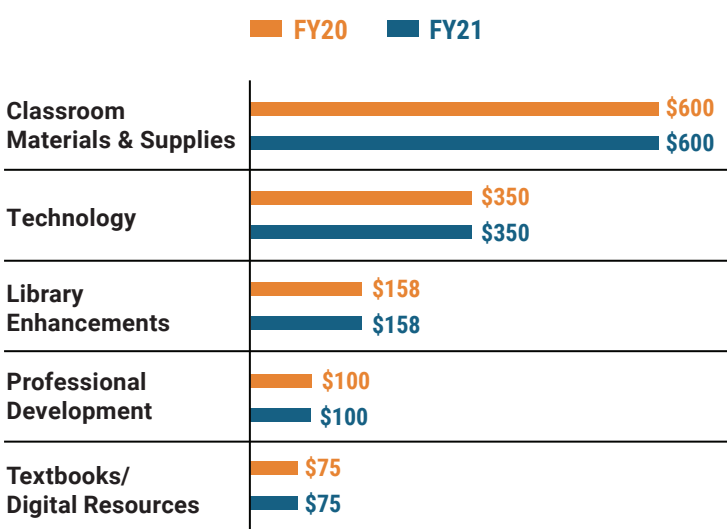
	STATE SPENDING ^{2,3}	LOCAL SPENDING ²
Salaries	\$6,537,074	\$1,053,612
Benefits	\$2,527,192	\$292,571
Non-Personnel Operations	\$1,277,971	\$1,718,732
TOTAL	\$10,342,236	\$3,064,914



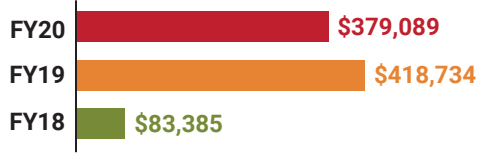
Only 12% of state funding is available for non-personnel expenditures⁴

¹ Revenues and expenditures may contain nominal variances
² Does not include debt service or capital outlay
³ Includes 10-mill match
⁴ Such as utilities, operations & maintenance, etc.

Instructional Support



Educational Advancement & Technology Fund⁵



⁵ These one-time supplemental funds may be used for repairs and deferred maintenance, classroom instructional supplies, insurance for facilities, transportation, technology and school safety measures.

System Debt

TOTAL DEBT⁶	DEBT PER STUDENT
\$10,288,860	\$6,528

⁶ The debt totals in system audit reports may differ due to audit adjustments.